

# Rate Equations

## Rate Equations

The rate equation relates mathematically the rate of reaction to the concentration of the reactants.

For the following reaction,  $aA + bB \rightarrow$  products, the generalised rate equation is:  $r = k[A]^m[B]^n$

$r$  is used as symbol for rate

The unit of  $r$  is usually  $\text{mol dm}^{-3} \text{s}^{-1}$

The square brackets  $[A]$  means the concentration of A (unit  $\text{mol dm}^{-3}$ )

$k$  is called the **rate constant**

The **total order** for a reaction is worked out by adding all the individual orders together ( $m+n$ )

$m, n$  are called **reaction orders**

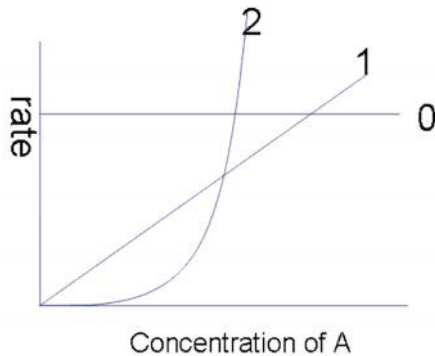
Orders are usually integers 0,1,2

0 means the reaction is zero order with respect to that reactant

1 means first order

2 means second order

**NOTE:** the orders are **not the same** as the stoichiometric coefficients in the balanced equation. They are worked out experimentally.



For zero order: the concentration of A has no effect on the rate of reaction  $r = k[A]^0 = k$

For first order: the rate of reaction is directly proportional to the concentration of A  $r = k[A]^1$

For second order: the rate of reaction is proportional to the concentration of A squared  $r = k[A]^2$

### The rate constant ( $k$ )

- The units of  $k$  depend on the overall order of reaction. It must be worked out from the rate equation
- The value of  $k$  is independent of concentration and time. It is constant at a fixed temperature.
- The value of  $k$  refers to a specific temperature and it **increases** if we **increase temperature**

For a 1<sup>st</sup> order overall reaction the unit of  $k$  is  $\text{s}^{-1}$

For a 2<sup>nd</sup> order overall reaction the unit of  $k$  is  $\text{mol}^{-1} \text{dm}^3 \text{s}^{-1}$

For a 3<sup>rd</sup> order overall reaction the unit of  $k$  is  $\text{mol}^{-2} \text{dm}^6 \text{s}^{-1}$

### Example (first order overall)

Rate =  $k[A][B]^0$   $m = 1$  and  $n = 0$

- reaction is first order in A and zero order in B

- overall order =  $1 + 0 = 1$

- usually written: Rate =  $k[A]$

Remember: the values of the reaction orders must be determined from experiment; they cannot be found by looking at the balanced reaction equation

### Calculating units of $k$

1. Rearrange rate equation to give  $k$  as subject

2. Insert units and cancel

$$k = \frac{\text{Rate}}{[A]}$$

$$k = \frac{\text{mol dm}^{-3} \text{s}^{-1}}{\text{mol dm}^{-3}}$$

Unit of  $k = \text{s}^{-1}$

**Example:** Write rate equation for reaction between A and B where A is 1<sup>st</sup> order and B is 2<sup>nd</sup> order.

$$r = k[A][B]^2 \quad \text{overall order is 3}$$

**Calculate the unit of k**

1. Rearrange rate equation to give k as subject

$$k = \frac{\text{Rate}}{[A][B]^2}$$

2. Insert units and cancel

$$k = \frac{\text{mol dm}^{-3} \text{s}^{-1}}{\text{mol dm}^{-3} \cdot (\text{mol dm}^{-3})^2}$$

3. Simplify fraction

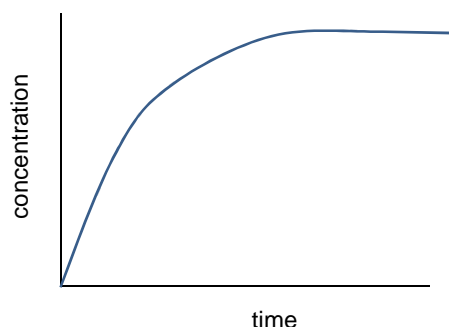
$$k = \frac{\text{s}^{-1}}{\text{mol}^2 \text{dm}^{-6}}$$

$$\text{Unit of } k = \text{mol}^{-2} \text{dm}^6 \text{s}^{-1}$$

## Continuous Monitoring

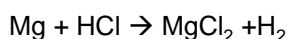
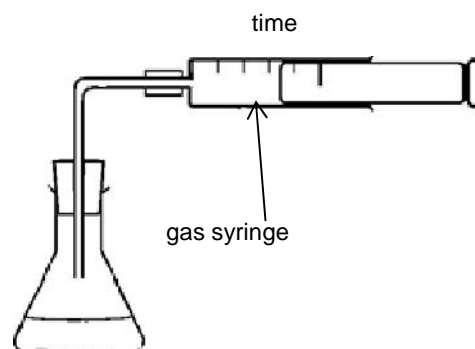
When we follow one experiment over time recording the change in concentration we call it a continuous rate method.

The gradient represents the rate of reaction. The reaction is fastest at the start where the gradient is steepest. The rate drops as the reactants start to get used up and their concentration drops. The graph will eventually become horizontal and the gradient becomes zero which represents the reaction having stopped.

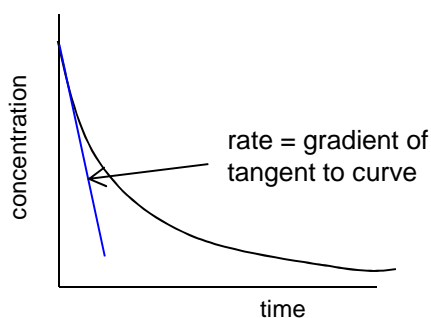


## Measurement of the change in volume of a gas

This works if there is a change in the number of moles of gas in the reaction. Using a gas syringe is a common way of following this. It works quite well for measuring continuous rate but a typical gas syringe only measures 100ml of gas so you don't want a reaction to produce more than this volume. Quantities of reactants need to be calculated carefully.



The initial rate is the rate at the start of the reaction, where it is fastest. It can be calculated from the gradient of a continuous monitoring conc vs time graph at time = zero. A measure of initial rate is preferable as we know the concentrations at the start of the reaction.



### Typical Method

- Measure 50 cm<sup>3</sup> of the 1.0 mol dm<sup>-3</sup> hydrochloric acid and add to conical flask.
- Set up the gas syringe in the stand
- Weigh 0.20 g of magnesium.
- Add the magnesium ribbon to the conical flask, place the bung firmly into the top of the flask and start the timer.
- Record the volume of hydrogen gas collected every 15 seconds for 3 minutes.

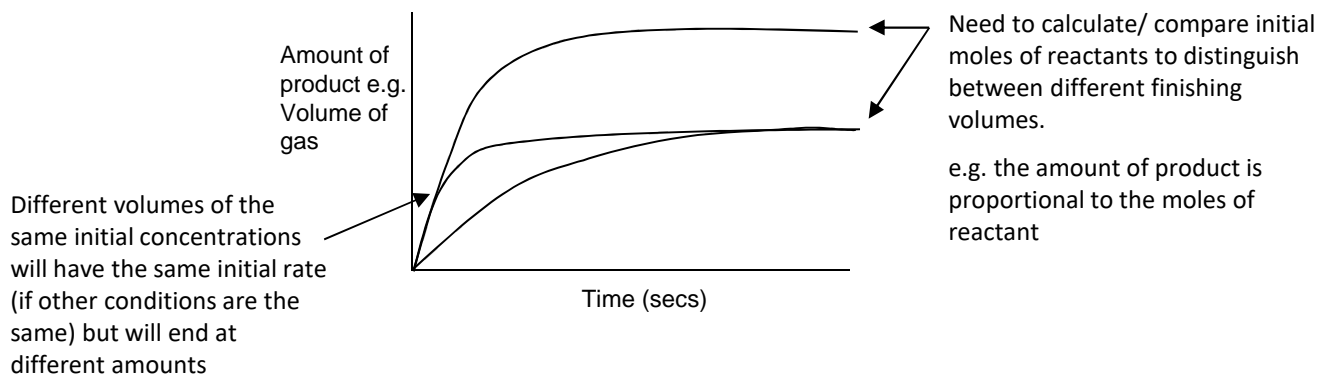
### Large excess of reactants

In reactions where there are several reactants, if the concentration of one of the reactant is kept in a large excess then that reactant will appear not to affect rate and will be pseudo-zero order. This is because its concentration stays virtually constant and does not affect rate.

## Comparing continuous rate curves

The higher the concentration/ temperature/ surface area the faster the rate (steeper the gradient)

If the magnesium or marble chips is in excess of the acid, then the final volume of gas produced will be proportional to the amount of moles of acid.



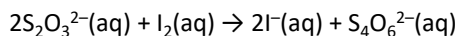
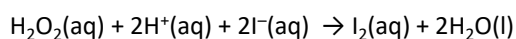
## Initial rate method

The initial rate can be calculated from taking the gradient of a continuous monitoring conc vs time graph at time = zero

Initial rate can also be calculated from clock reactions where the time taken to reach a fixed concentration is measured.

### A Common Clock Reaction

Hydrogen peroxide reacts with iodide ions to form iodine. The thiosulfate ion then immediately reacts with iodine formed in the second reaction as shown below.



When the  $\text{I}_2$  produced has reacted with all of the limited amount of thiosulfate ions present, excess  $\text{I}_2$  remains in solution. Reaction with the starch then suddenly forms a dark blue-black colour. A series of experiments is carried out, in which the concentration of iodide ions is varied, while keeping the concentrations of all of the other reagents the same. In each experiment the time taken (t) for the reaction mixture to turn blue is measured.

In clock reactions there are often two successive reactions. The end point is achieved when one limited reactant runs out, resulting in a sudden colour change.

By repeating the experiment several times, varying the concentration of a reactant e.g.  $\text{I}^-$ , (keeping the other reactants at constant concentration) you can determine the order of reaction with respect to that reactant

The initial rate of the reaction can be represented as  $(1/t)$

Experiment	Volume in $\text{cm}^3$ Sulfuric acid ( $\text{H}^+$ )	Volume in $\text{cm}^3$ Starch	Volume in $\text{cm}^3$ Water	Volume in $\text{cm}^3$ Potassium iodide( $\text{I}^-$ )	Volume in $\text{cm}^3$ Sodium Thiosulfate $\text{S}_2\text{O}_3^{2-}$
1	25	1	20	5	5
2	25	1	15	10	5
3	25	1	10	15	5
4	25	1	5	20	5
5	25	1	0	25	5

## Working out orders from experimental initial rate data

Normally to work out the rate equation we do a series of experiments where the initial concentrations of reactants are changed (one at a time) and measure the initial rate each time.

### Working out rate order graphically

In an experiment where the concentration of one of the reagents is changed and the reaction rate measured it is possible to calculate the order graphically

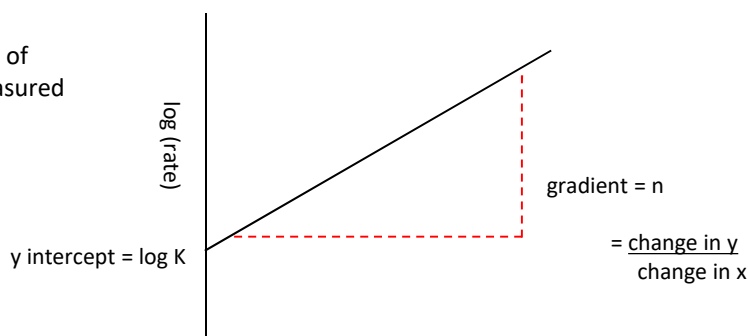
Taking rate equation

$$\text{Rate} = k [Y]^n$$

Log both sides of equation

$$\text{Log rate} = \log k + n \log [Y]$$

$$Y = c + m x$$



A graph of log rate vs log [Y] will yield a straight line where the gradient is equal to the order n

In this experiment high concentrations with quick times will have the biggest percentage errors.

Initial rate data can also be presented in a table.

**Example:** Deduce the rate equation for the following reaction,  $A + B + 2C \rightarrow D + 2E$ , using the initial rate data in the table

Experiment	[A] mol dm <sup>-3</sup>	[B] mol dm <sup>-3</sup>	[C] mol dm <sup>-3</sup>	Rate mol dm <sup>-3</sup> s <sup>-1</sup>
1	0.1	0.5	0.25	0.1
2	0.2	0.5	0.25	0.2
3	0.1	1.0	0.25	0.4
4	0.1	0.5	0.5	0.1

In order to calculate the order for a particular reactant it is easiest to compare two experiments where **only that reactant** is being changed.

If conc is doubled and rate stays the same: order= 0

If conc is doubled and rate doubles: order= 1

If conc is doubled and rate quadruples : order= 2

For reactant **A** compare between experiments **1 and 2**

For reactant **A** as the concentration **doubles** (B and C staying constant) so does the rate. Therefore the order with respect to reactant **A is first order**

For reactant **B** compare between experiments **1 and 3** :

As the concentration of **B doubles** (A and C staying constant) the rate **quadruples**.

Therefore the order with respect to **B is 2<sup>nd</sup> order**

For reactant **C** compare between experiments **1 and 4** :

As the concentration of **C doubles** (A and B staying constant) the rate **stays the same**.

Therefore the order with respect to **C is zero order**

**The overall rate equation is  $r = k [A] [B]^2$**

The reaction is 3<sup>rd</sup> order overall and the unit of the rate constant = mol<sup>-2</sup>dm<sup>6</sup>s<sup>-1</sup>

## Working out orders when two reactant concentrations are changed simultaneously

In some questions it is possible to compare between two experiments where only one reactant has its initial concentration changed. If, however, both reactants are changed then the effect of both individual changes on concentration are multiplied together to give an overall change on rate.

In a reaction where the rate equation is  $r = k [A] [B]^2$

If the [A] is x2 that rate would **x2**

If the [B] is x3 that rate would  $x3^2 = \mathbf{x9}$

If these changes happened at the same time then the rate would  $x2 \times x9 = \mathbf{x18}$

**Example** work out the rate equation for the reaction, between X and Y, using the initial rate data in the table

Experiment	Initial concentration of X/ mol dm <sup>-3</sup>	Initial concentration of Y/ mol dm <sup>-3</sup>	Initial rate/ mol dm <sup>-3</sup> s <sup>-1</sup>
1	0.05	0.1	$0.15 \times 10^{-6}$
2	0.10	0.1	$0.30 \times 10^{-6}$
3	0.20	0.2	$2.40 \times 10^{-6}$

For reactant X compare between experiments **1 and 2**

For reactant X as the concentration **doubles** (Y staying constant) so does the rate. Therefore the order with respect to reactant **X is first order**

Comparing between experiments 2 and 3 :

Both **X and Y double** and the **rate goes up by 8**

We know X is first order so that will have doubled rate

The effect of Y, therefore, on rate is to have quadrupled it.

**Y must be second order**

**The overall rate equation is  $r = k [X] [Y]^2$**

The reaction is 3<sup>rd</sup> order overall and the unit of the rate constant = mol<sup>-2</sup>dm<sup>6</sup>s<sup>-1</sup>

### Calculating a value for k using initial rate data

Using the above example, choose any one of the experiments and put the values into the rate equation that has been rearranged to give k. Using experiment 3:

$$r = k [X] [Y]^2 \longrightarrow k = \frac{r}{[X] [Y]^2} \quad k = \frac{2.40 \times 10^{-6}}{0.2 \times 0.2^2} \quad k = 3.0 \times 10^{-4} \text{ mol}^{-2}\text{dm}^6\text{s}^{-1}$$

**Remember k is the same for all experiments done at the same temperature.**

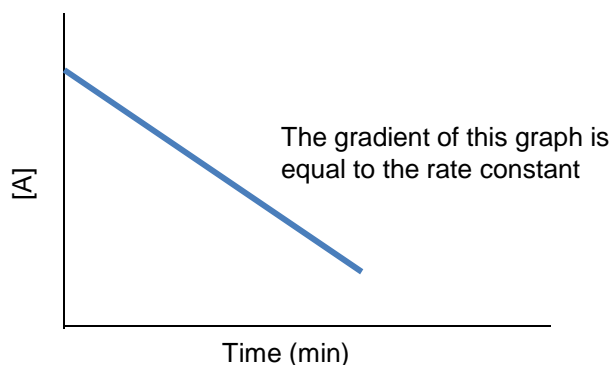
**Increasing the temperature increases the value of the rate constant k**

### zero order: Calculating k from Concentration-time graphs

For zero order reactants, the rate stays constant as the reactant is used up. This means the concentration of that reactant has no effect on rate.

Rate =  $k [A]^0$  so rate = k

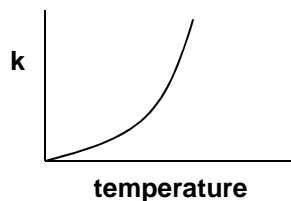
As the rate is the gradient of the graph on the right, the gradient is also the value of the rate constant.



## Effect of Temperature on Rate Constant: The Arrhenius Equation

**Increasing the temperature increases the value of the rate constant k**

Increasing temperature increases the rate constant k. The relationship is given by the Arrhenius equation  $k = Ae^{-E_A/RT}$  where A is a constant R is gas constant and  $E_A$  is activation energy.

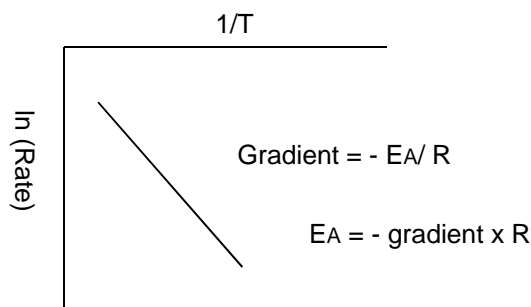


The Arrhenius equation can be rearranged

$$\ln k = \text{constant} - E_A/(RT)$$

k is proportional to the rate of reaction so  $\ln k$  can be replaced by  $\ln(\text{rate})$

From plotting a graph of  $\ln(\text{rate})$  or  $\ln k$  against  $1/T$  the activation energy can be calculated from measuring the gradient of the line



### Example

Temperature T (K)	1/T	time t (s)	1/t	Ln (1/t)
297.3	0.003364	53	0.018868	-3.9703
310.6	0.00322	24	0.041667	-3.1781
317.2	0.003153	16	0.0625	-2.7726
323.9	0.003087	12	0.083333	-2.4849
335.6	0.00298	6	0.166667	-1.7918

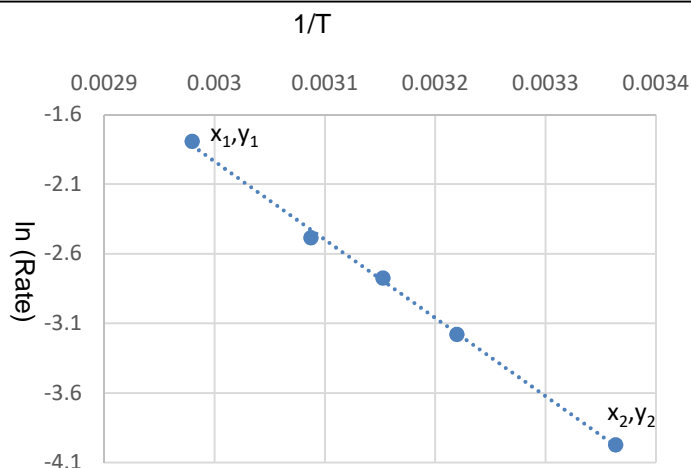
$$\text{gradient} = \frac{y_2 - y_1}{x_2 - x_1}$$

The gradient should always be -ve

In above example gradient = -5680

$$\begin{aligned} EA &= - \text{gradient} \times R \quad (8.31) \\ &= - (-5680) \times 8.31 \\ &= 47200 \text{ J mol}^{-1} \end{aligned}$$

The unit of EA using this equation will be  $\text{J mol}^{-1}$ .  
Convert into  $\text{kJ mol}^{-1}$  by dividing 1000  
 $EA = +47.2 \text{ kJ mol}^{-1}$



use a line of best fit  
use all graph paper  
choose points far apart on the graph to calculate the gradient

## Rate Equations and Mechanisms

A mechanism is a series of steps through which the reaction progresses, often forming intermediate compounds. If all the steps are added together they will add up to the overall equation for the reaction

Each step can have a different rate of reaction. The slowest step will control the overall rate of reaction. **The slowest step is called the rate-determining step.**

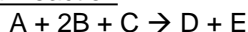
The molecularity (number of moles of each substance) of the molecules in the slowest step will be the same as the order of reaction for each substance.

e.g. 0 moles of A in slow step would mean A is zero order.

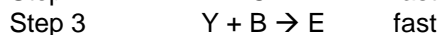
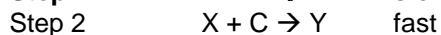
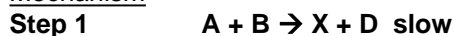
1 mole of A in the slow step would mean A is first order

### Example 1

#### overall reaction



#### Mechanism

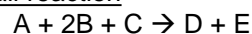


$$r = k [A]^1 [B]^1 [C]^0$$

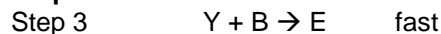
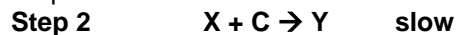
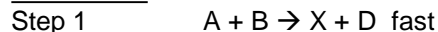
C is zero order as it appears in the mechanism in a fast step after the slow step

### Example 2

#### overall reaction

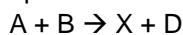


#### Mechanism



$$r = k [X]^1 [C]^1$$

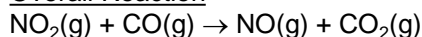
The intermediate X is not one of the reactants so must be replaced with the substances that make up the intermediate in a previous step



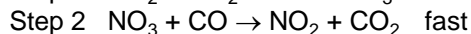
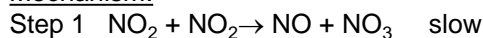
$$r = k [A]^1 [B]^1 [C]^1$$

### Example 3

#### Overall Reaction



#### Mechanism:



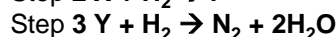
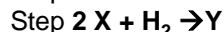
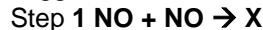
•  $NO_3$  is a reaction intermediate

$NO_2$  appears twice in the slow steps so it is second order.  $CO$  does not appear in the slow step so is zero order.

$$r = k [NO_2]^2$$

### Example 4

Using the rate equation  $rate = k[NO]^2[H_2]$  and the overall equation  $2NO(g) + 2H_2(g) \rightarrow N_2(g) + 2H_2O(g)$ , the following three-step mechanism for the reaction was suggested. X and Y are intermediate species.



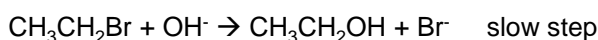
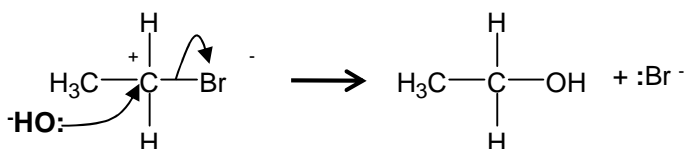
Which **one of the three steps is the rate-determining step?**

Step 2 – as  $H_2$  appears in rate equation and combination of step 1 and 2 is the ratio that appears in the rate equation.

Example 5:  $S_N1$  or  $S_N2$ ? You don't need to remember the details here.

Remember the nucleophilic substitution reaction of halogenoalkanes and hydroxide ions.

This is a one step mechanism



The rate equation is

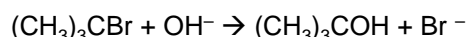
$$r = k [CH_3CH_2Br] [OH^-]$$

This is called  $S_N2$ .

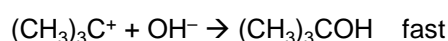
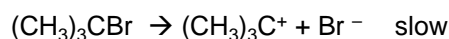
Substitution, **N**ucleophilic, **2** molecules in rate determining step

The same reaction can also occur via a different mechanism

#### Overall Reaction



#### Mechanism:



The rate equation is

$$r = k [(CH_3)_3CBr]$$

This is called  $S_N1$ .

Substitution, **N**ucleophilic, **1** molecule in rate determining step